

My Summer Workbook




My Summer

ACTIVITY LIST

Color the sun next to the activities you try! How many will you do this summer?






- Go to the park.
- Go for a drive. Can you read any of the signs?
- Find things outside to make a pattern.
- How many things can you find that start with the letter a?
- Draw a picture of your family.
- Help make a fun treat. Read the numbers on the recipe.
- Go to the library and pick a book to read.
- Count how many chairs you have in your house.
- Go for a drive. What letters do you see?
- Play a card or board game.
- Write your name using chalk.
- Sing a nursery rhyme.
- Find objects that are squares.
- Organize your shirts by color.
- Have a dance party.



My Summer

READING LOG


Color an ice cream cone every time you read or listen to a book!



Watermelon Roll & Color

Name _____

Roll a die. Color a die that matches on the watermelon slice.



Lemonade Roll & Color

Name _____

Roll a die. Color a die that matches in the lemonade pitcher.




Count & Color Beach

Name _____

Read the number. Color that many pictures in each row.


color

3




color

1



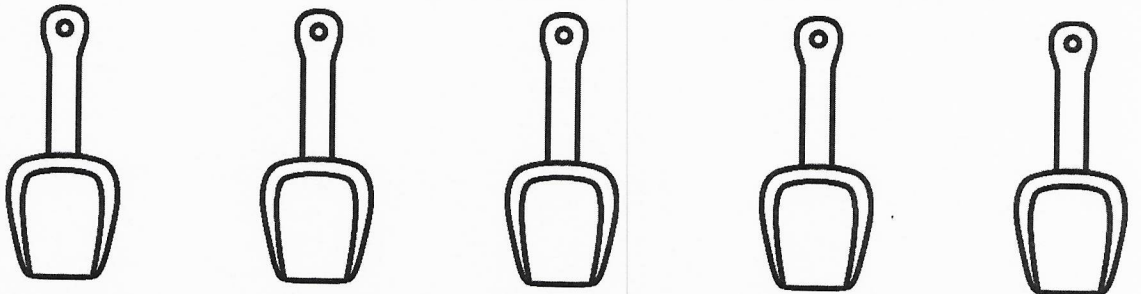
color

5



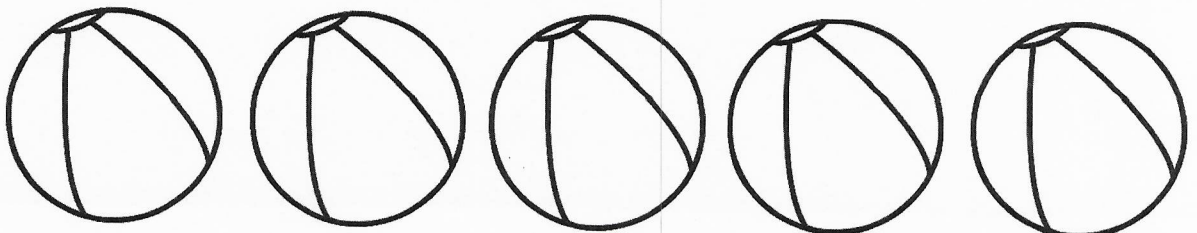
color

4



color

2



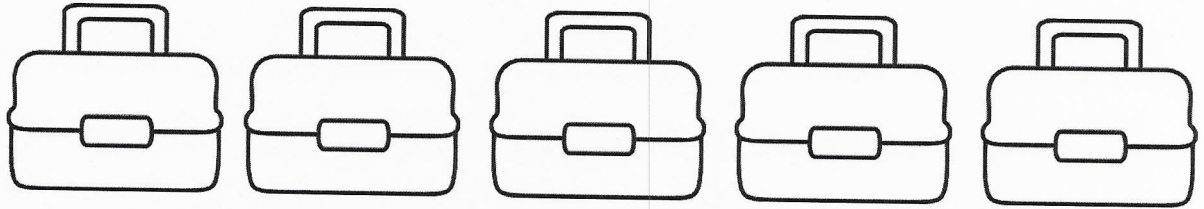
Count & Color Camping

Name _____

Read the number. Color that many pictures in each row.

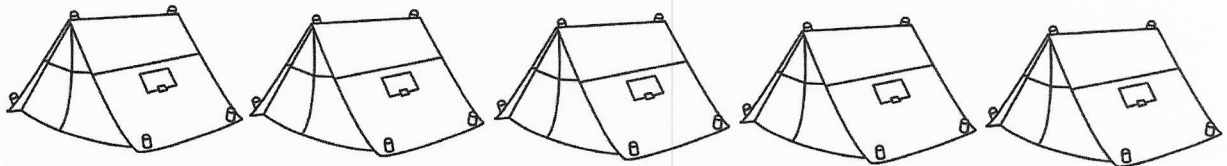
color

1




color

5




color

2



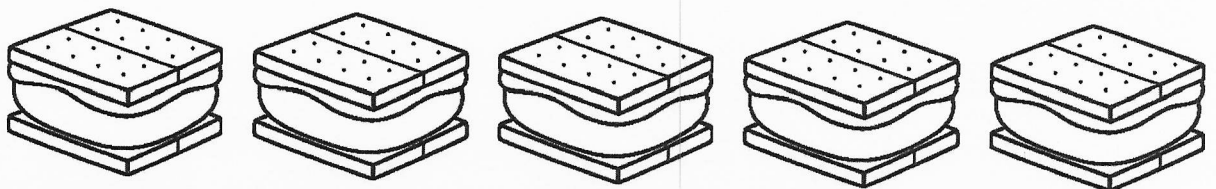
color

3



color


4



I Can Count! Fireflies

Name _____


©The Kindergarten Connection



Point and count

5


fireflies.



Point and count

8


fireflies.



Point and count

4

fireflies.



Point and count


7

fireflies.


I Can Count! Shark Teeth

Name _____


©The Kindergarten Connection




Point and count | 0 shark teeth.



Point and count | 1 shark tooth.



Point and count | 3 shark teeth.



Point and count | 6 shark teeth.

I Can Count!

Shells

Name _____

©The Kindergarten Connection



Point and count  shells.



Point and count  shells.



Point and count  shells.











Point and count  shells.

Spin, Read, and Color

Name _____









Use a paperclip and pencil to make a spinner. Spin and say the letter on the cone.
Find and color a scoop that matches that letter.



Spin, Read, and Color

Name _____










Use a paperclip and pencil to make a spinner. Spin and say the letter on the cone.
Find and color a scoop that matches that letter.



Spin, Read, and Color

Name _____


Use a paperclip and pencil to make a spinner. Spin and say the letter on the cone.
Find and color a scoop that matches that letter.



Spin, Read, and Color

Name _____










Use a paperclip and pencil to make a spinner. Spin and say the letter on the cone.
Find and color a scoop that matches that letter.



Spin, Read, and Color

Name _____


Use a paperclip and pencil to make a spinner. Spin and say the letter on the cone.
Find and color a scoop that matches that letter.



Spin, Read, and Color

Name _____


Use a paperclip and pencil to make a spinner. Spin and say the letter on the cone.
Find and color a scoop that matches that letter.



Spin, Read, and Color

Name _____


Use a paperclip and pencil to make a spinner. Spin and say the letter on the cone.
Find and color a scoop that matches that letter.




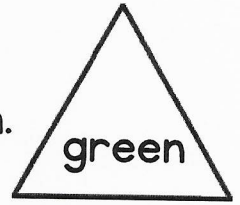
Sandy Shapes

Name _____

Color squares orange.




Color triangles green.





Pool Day Shapes

Name _____

Color rectangles red.



Color circles blue.

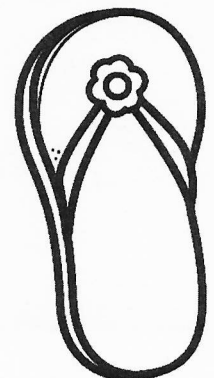
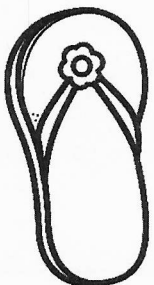



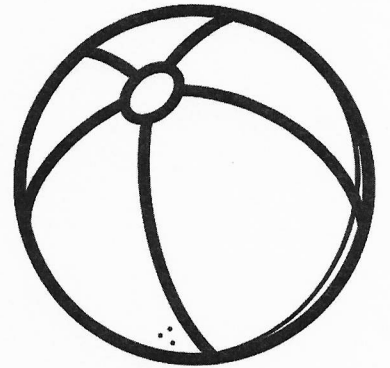
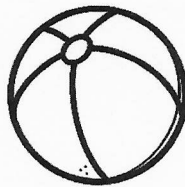
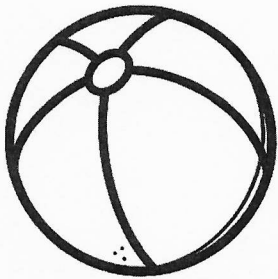





Size Comparison Beach

Name _____

Color the picture that is the biggest in each row.

©The Kindergarten Connection




Size Comparison Ice Cream

Name _____

Color the picture that is the biggest in each row.

©The Kindergarten Connection

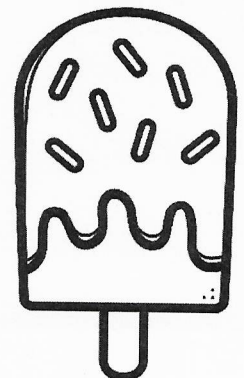







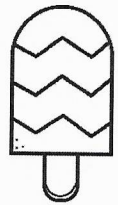




Size Comparison Popsicles

Name _____

Color the picture that is the smallest in each row.

©The Kindergarten Connection











Size Comparison Fireflies

Name _____

Color the picture that is the smallest in each row.




©The Kindergarten Connection



Colorful Treats!

Name _____






Color the popsicles! Use a different color for each popsicle.



Number Bubbles

Name _____











Look at the number on the bubbles. Draw a line to match the numbers.



Number Fireflies

Name _____

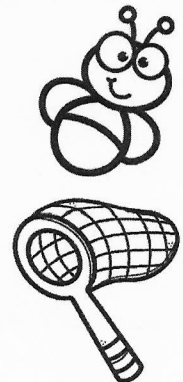







Look at the number on the firefly. Draw a line to match the numbers.



What Comes Next? Fireflies

Name _____

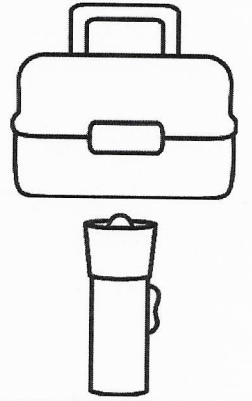
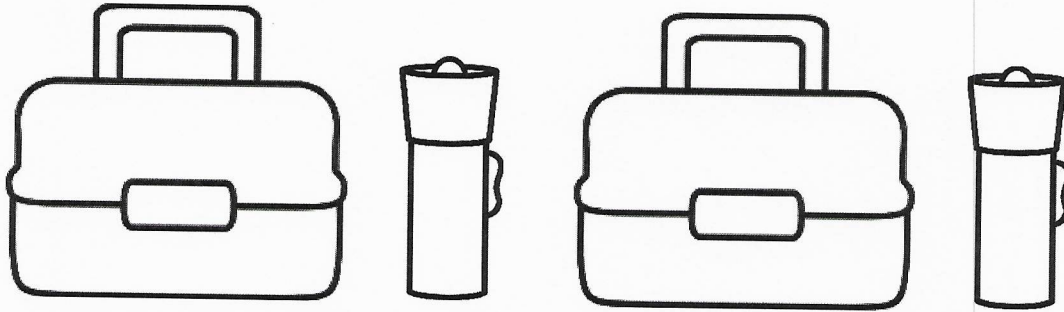
Circle the picture that would come next in the pattern.



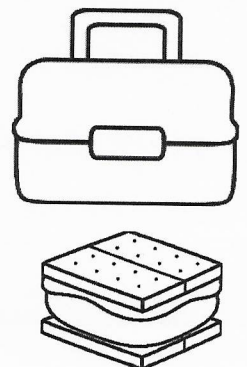



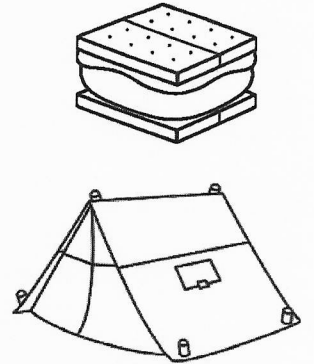
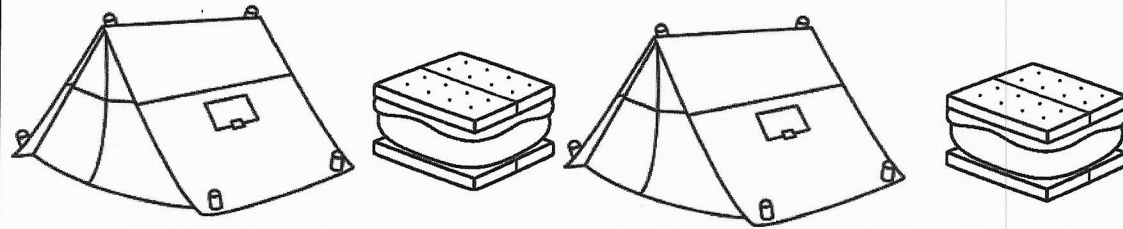
What Comes Next? Camping

Name _____

Circle the picture that would come next in the pattern.












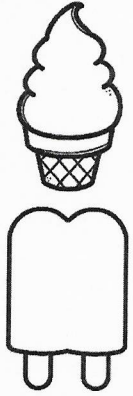
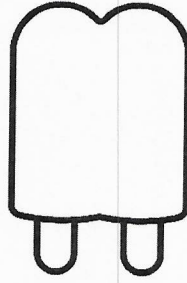
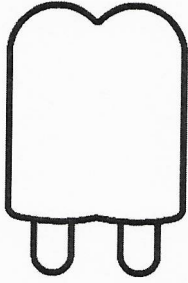
©The Kindergarten Connection



What Comes Next? Treats


Name _____

Circle the picture that would come next in the pattern.




Name _____


Read the rhyming words and color the pictures.



chair



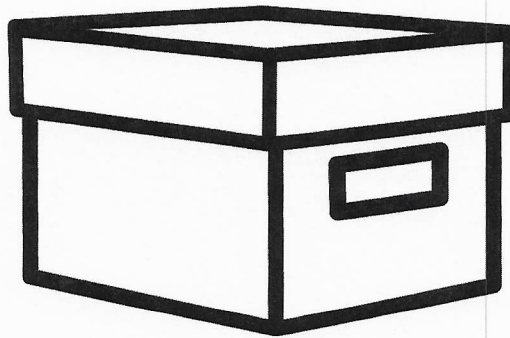
bear



hair




fox




box




socks



cat



mat



rat

Name _____


Read the rhyming words and color the pictures.



rose




toes




clothes


©The Kindergarten Connection




key




bee



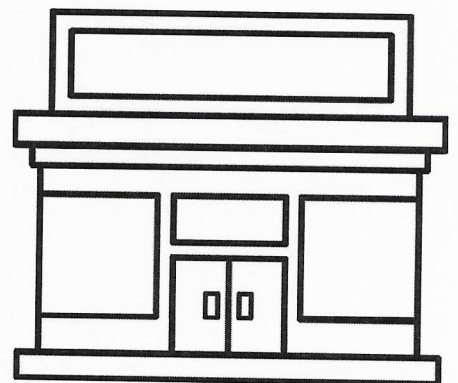
ski



four



door



store

Name _____

Read the rhyming words and color the pictures.




rain




plane




chain




plate



eight




gate



sun











one



bun

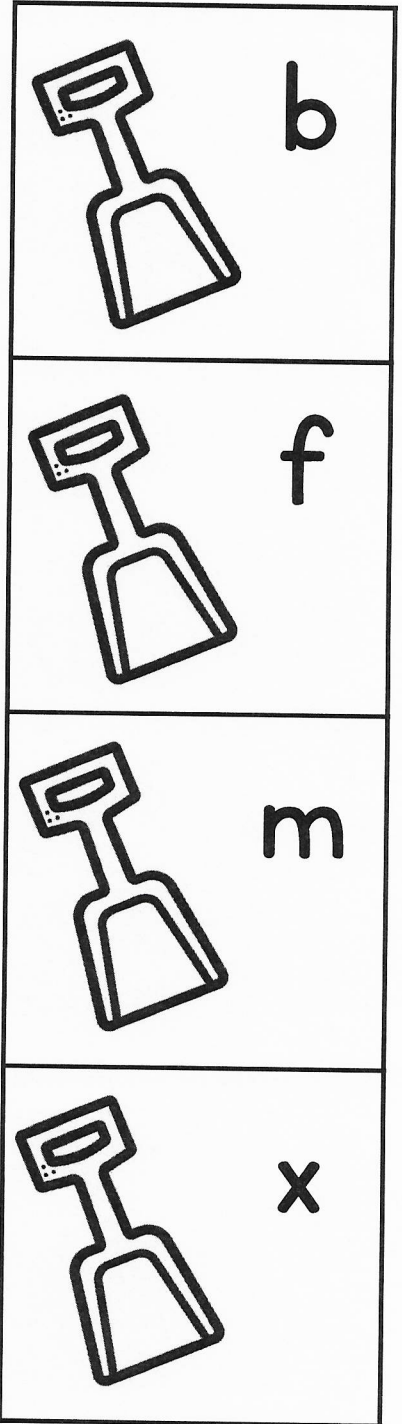






Name _____

Look at the letters on the buckets. Cut out the shovels and match them with their uppercase letters.



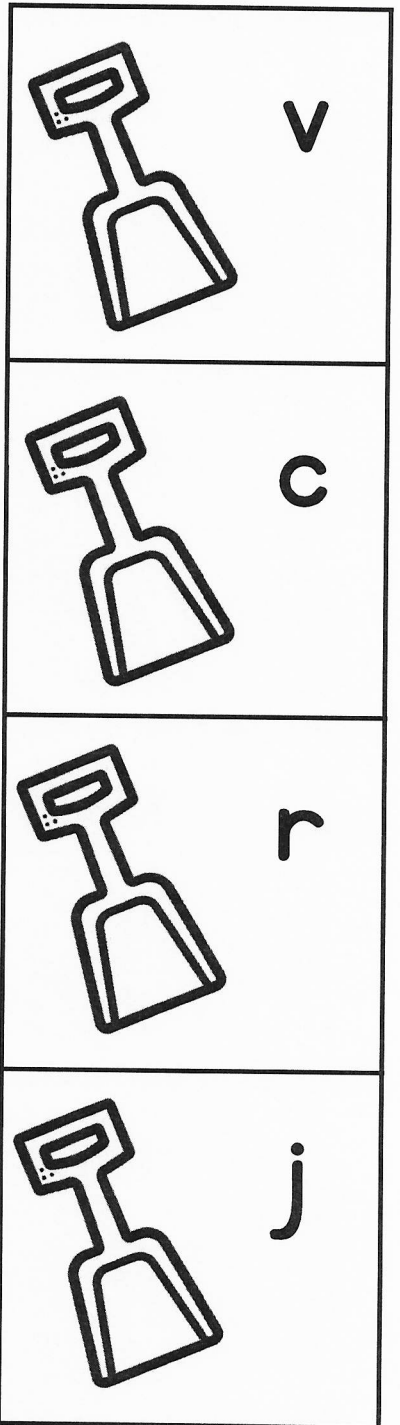






Name _____

Look at the letters on the buckets. Cut out the shovels and match them with their uppercase letters.



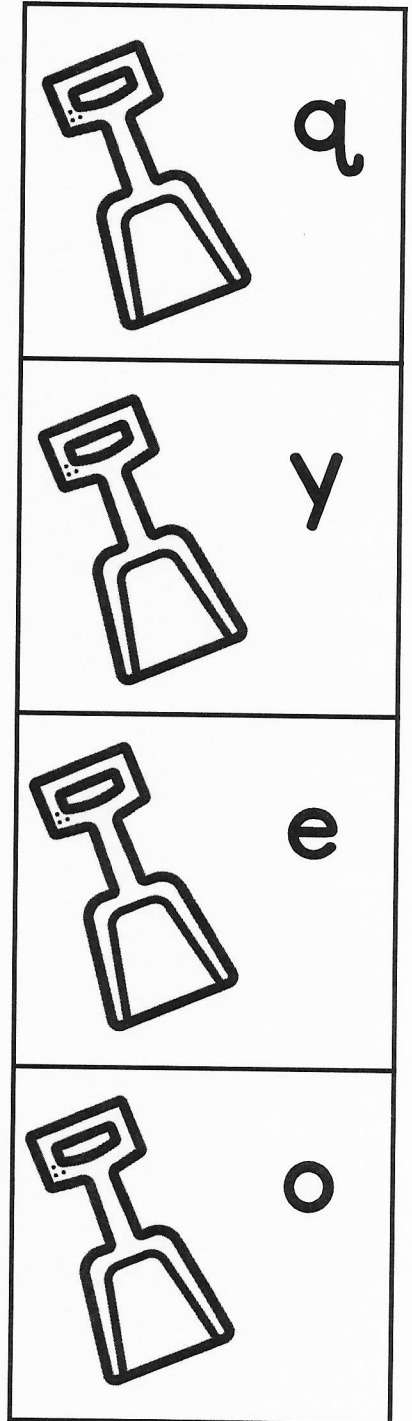








Name _____

Look at the letters on the buckets. Cut out the shovels and match them with their uppercase letters.



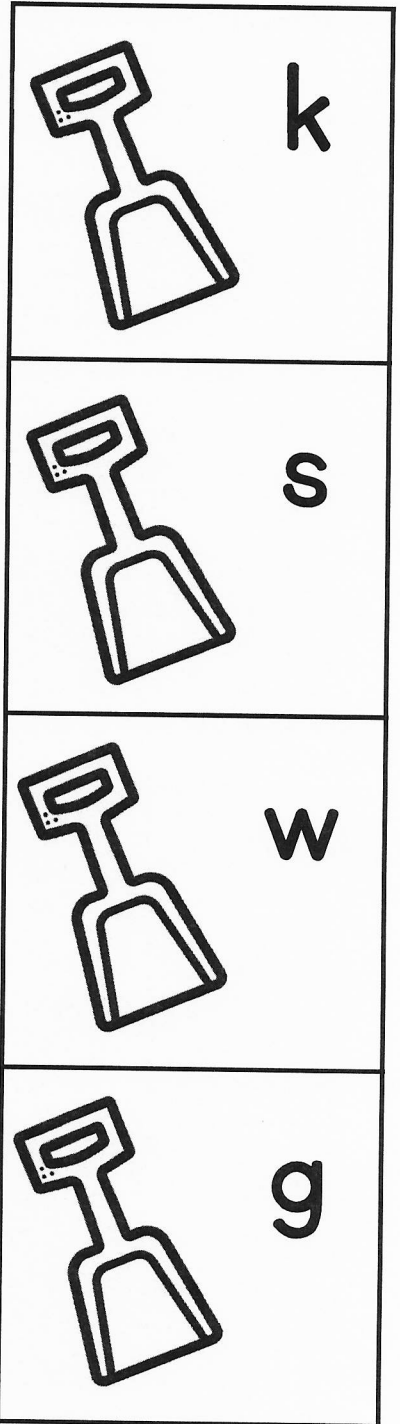







Name _____

Look at the letters on the buckets. Cut out the shovels and match them with their uppercase letters.



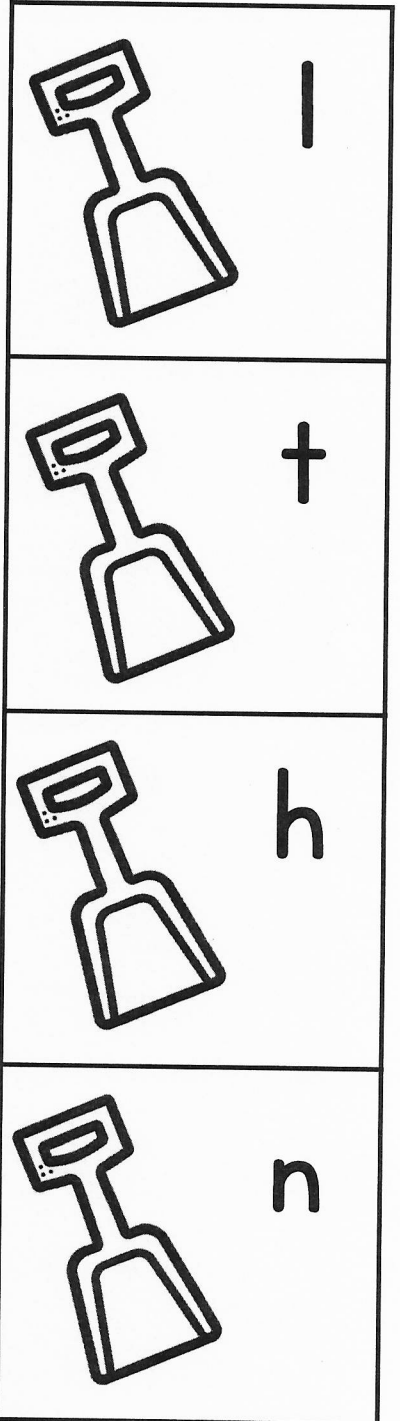







Name _____

Look at the letters on the buckets. Cut out the shovels and match them with their uppercase letters.



Name _____

Look at the letters on the buckets. Cut out the shovels and match them with their uppercase letters.



Name _____

Look at the letters on the buckets. Cut out the shovels and match them with their uppercase letters.

